

# Q-NUT STANDARD



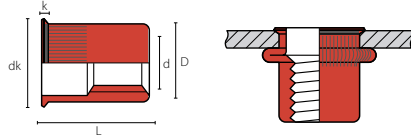
**Body: Stainless Steel A2**  
Reduced countersunk head  
Open end







**Hülse: Edelstahl A2**  
Kleiner Mini Senkkopf  
Offen



**Cuerpo: Inox A2**  
Cabeza reducida  
Abierta



d	D	L	 min - max	 mm	dk	k	 [Nm]	 [N]	code
	Ø	mm	mm	mm	Ø	max. mm			
M4	5.9	10.0	0.5 - 3.0	Ø6.0	6.5	0.5	3.0	6800	<b>02SS01R0401</b>
M5	6.9	11.5	0.5 - 3.0	Ø7.0	7.5	0.5	6.0	10000	<b>02SS01R0501</b>
M6	8.9	14.0	0.5 - 3.0	Ø9.0	9.5	0.5	10.0	15000	<b>02SS01R0601</b>
M8	10.9	15.5	0.5 - 3.0	Ø11.0	11.5	0.5	24.0	27000	<b>02SS01R0801</b>
M10	12.9	19.5	0.5 - 3.5	Ø13.0	13.5	0.7	48.0	37000	<b>02SS01R1001</b>



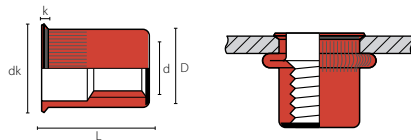
**Body: Stainless Steel A2**  
Reduced countersunk head  
Closed end







**Hülse: Edelstahl A2**  
Kleiner Mini Senkkopf  
Geschlossen



**Cuerpo: Inox A2**  
Cabeza reducida  
Cerrada



d	D	L	 min - max	 mm	dk	k	 [Nm]	 [N]	code
	Ø	mm	mm	mm	Ø	max. mm			
M4	5.9	16.0	0.5 - 3.0	Ø6.0	6.5	0.5	3.0	6800	<b>02SS02R0401</b>
M5	6.9	19.0	0.5 - 3.0	Ø7.0	7.5	0.5	6.0	10000	<b>02SS02R0501</b>
M6	8.9	22.5	0.5 - 3.0	Ø9.0	9.5	0.5	10.0	15000	<b>02SS02R0601</b>
M8	10.9	25.5	0.5 - 3.0	Ø11.0	11.5	0.5	24.0	27000	<b>02SS02R0801</b>
M10	12.9	35.0	0.5 - 3.5	Ø13.0	13.5	0.7	48.0	37000	<b>02SS02R1001</b>